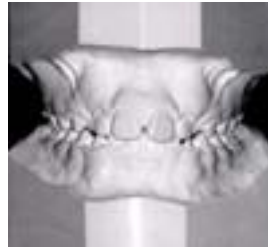


Diagnostic Records

Depending on the particular problems presented, various diagnostic "records" are needed to arrive at a treatment plan. These may include:

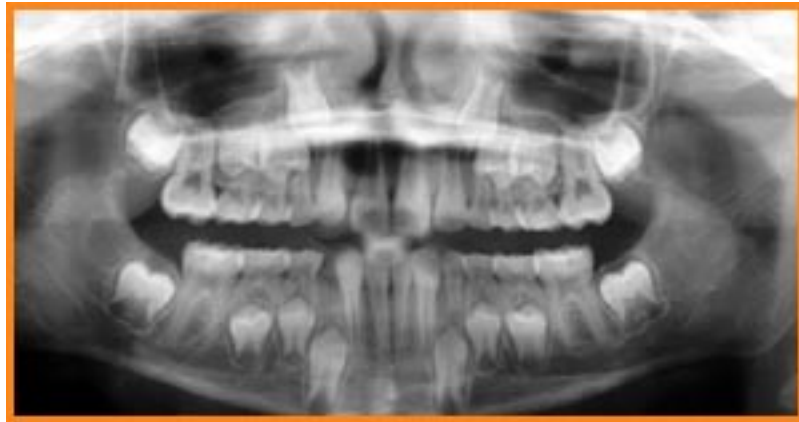
1. Study models: These are plaster molds of the patient's teeth from which we can get an accurate 3D image of the problems.



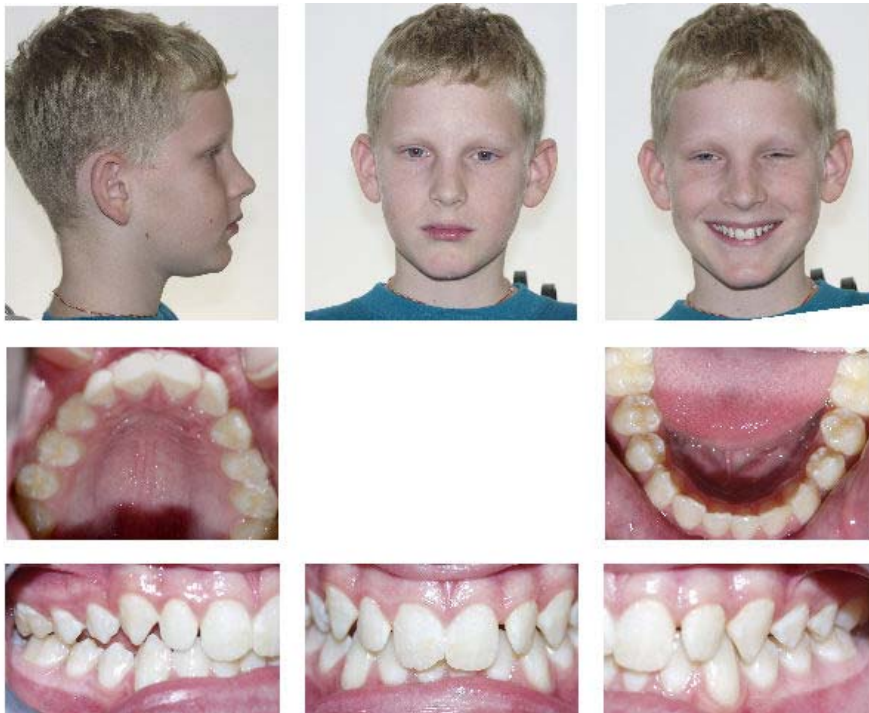
2. Cephalometric radiograph: This x-ray allows us to measure the patient's facial structure and predict growth patterns.



3. Panoramic or full mouth x-ray: These x-rays show the roots and bone support of the teeth.



4. Photographs of the face and teeth: These are necessary to evaluate the esthetic relationship of the teeth to the face and smile.



Fees for diagnostic records range between \$100 and \$300 depending on what is required.